



CAMPING RULES AND POLICIES

Camping Policies

- We have a **5-night** maximum stay.
- Deposits are charged for all reservations and are returned upon checkout and confirmation of a clean campsite.
- Any reservations canceled within **48** hours of the reserved date are subject to the full price of the reservation. You must call to cancel your reservation.
- The Town of Beech Mountain reserves the right to cancel or refuse your reservation.
- Each campsite is for a maximum of **6** campers. No more than two tents at each site.


Campground Rules

- Permits must be displayed at camp site.
- No RV/Van/Car camping allowed.
- All campfires must be contained to designated fire pits.
- Only natural, unprocessed fuels such as natural wood, kindling and bark may be burned. Do not leave fire unattended.
- No outside firewood allowed. Firewood can be purchased locally.
- Removal or cutting of any plant material (flowers, trees, shrubs) is prohibited.
- Quiet hours are **10:00pm - 7:00am**.
- Please only park your vehicle in our designated parking lot.
- No glass containers.
- No Fireworks.
- Do not keep any smellables (toothpaste, food, etc.) in your tent.
- No swimming in lake.
- No after-hours parking without valid camping permit.

Pet Policy

- All pets walking on grounds must be on a leash.
- Please utilize our pet pickup bags and clean up after your pet.
- Please do not leave your dog unattended at your site.





BearWise Outdoor Safety Tips

Hiking



- ⌘ Be aware of your surroundings.
- ⌘ Try not to hike alone.
- ⌘ Keep kids within sight and close by.
- ⌘ Make noise periodically so bears in the area can avoid you.
- ⌘ Keep dogs leashed at all times, or leave them at home.
- ⌘ Double bag your food and pack out all food and trash.

Leaving scraps, wrappers or even "harmless" items like apple cores teaches bears to associate trails and campsites with food.

Camping



- ⌘ Keep a clean camp.
- ⌘ Don't burn food scraps or trash in your fire ring or grill.
- ⌘ **Do not store food, trash, clothes worn when cooking, or toiletries in your tent.** Store in approved bear-resistant containers OR out of sight in a locked vehicle OR suspended at least 10 feet above the ground and 10 feet from any part of the tree.
- ⌘ Put trash in Bear Bins provided at Shane Park exit.

Fishing



- Anglers are more likely to encounter bears because they move quietly and travel during early morning and late evening hours when bears are most active.
- ⌘ Follow tips for hiking and camping safely.
 - ⌘ If a bear beats you to your catch or kill, don't try to reclaim it; leave the area when it is safe to do so.
 - ⌘ Must have a NC fishing license to fish on Beech Mountain



Carry Bear Spray & Know How To Use It

Keep bear spray accessible; it's proven to be the easiest and most effective way to deter a bear that threatens you. It doesn't work like bug repellent, so **never** spray your tent, campsite or belongings.

If You Encounter a Bear



Black bears are seldom aggressive and attacks are rare.

- ⌘ **If you see a bear before it notices you:** stand still, don't approach and enjoy the moment. Then move away quietly in the opposite direction.
- ⌘ **If you encounter a bear that's aware of you:** don't run; running may trigger a chase response. Back away slowly in the opposite direction and wait for the bear to leave.

Visit [BearWise.org/bear-safety-tips/](https://www.bearwise.org/bear-safety-tips/) to learn what to do if a black bear approaches, charges or follows you.

Precautions for Dog Walkers, Cyclists and Joggers



- ⌘ **Keep dogs leashed.** Letting dogs chase or bark at bears is asking for trouble; don't force a bear to defend itself.
- ⌘ **Leave earbuds at home.** Cyclists and joggers traveling quickly and quietly can easily surprise bears. Be aware of your surroundings and make noise periodically.



*Helping People
Live Responsibly with Black Bears*

Learn More:
BearWise.org

Smokey Bear's Campfire Safety Guide



Cool Campfires!

Here's how to safely build three kinds of campfires:



- **TEPEE:** Make a pile of tinder and arrange your kindling over it like the poles of a tepee. Keep the tepee shape as you add more wood to the fire, and be careful that the tepee doesn't tip over.



- **CROSS FIRE:** Place a pile of tinder between two parallel pieces of kindling. Once the fire is burning, lay more pieces of kindling across the fire perpendicular to the first pair. As you add larger sticks to the fire, make each new layer perpendicular to the last, building a pyramid shape.



- **LOG CABIN:** Surround your tinder pile with a square of kindling built by laying two sticks parallel on either side of the tinder, then two sticks on top of and perpendicular to the first pair. Build up several levels and end with a "roof" of small kindling across the top. Add larger sticks in pairs to keep the fire's log cabin shape.

Use This Checklist to Make Sure Your Campfire is Safe.

DO

- Light a fire only when an adult is present and in charge.
- Keep young children and pets away from the fire.
- Make sure your campfire is a safe distance from your tent or anything that can burn.
- Use rocks to create a fire ring in the center of a large cleared area.
- Use the Drown-Stir-Drown-Feel method to put out your campfire safely.

DON'T

- Don't start a campfire when it is windy.
- Don't leave a fire unattended.
- Don't leave your fire without first putting it completely out.
- Don't use flammable liquids to start a campfire.
- Don't extinguish a campfire with just dirt or sand — add H₂O!
- Don't bury warm/hot coals or ashes in a campfire pit.
- Don't burn glass, cans, plastics, or garbage in your campfire.
- Don't play or goof around near a campfire.



Find out more about
preventing wildfires at
www.SmokeyBear.com



Public Mountain Trout Waters are Managed by Seven Different Classifications

Consult the *North Carolina Inland Fishing, Hunting and Trapping Regulations Digest* for current regulatory information

Definitions:

- An **artificial lure** is defined as a fishing lure that neither contains nor has been treated with any substance that attracts fish by the sense of taste or smell
- An **artificial fly** is defined as one single hook dressed with feathers, hair, thread, tinsel, rubber, or any similar material to which no additional hook, spinner, spoon or similar device is added
- **Natural bait** is defined as any living or dead organism (plant or animal), or parts thereof, or prepared substances designed to attract fish by the sense of taste or smell
- A **single hook** is defined as a fish hook with only one point

Hatchery Supported Trout Waters

- Season is open from **August 1, 2020 to February 28, 2021**
 - No bait restrictions
 - No minimum length limit
 - Seven (7) trout per day creel limit
- No fishing allowed from **March 1, 2021 to April 2, 2021**
- Then from 7:00 a.m. **April 3, 2021 to July 31, 2021**
 - No bait restrictions
 - No minimum length limit
 - Seven (7) trout per day creel limit
- There is no closed season for fishing on power reservoirs and city water supply reservoirs designated as trout waters




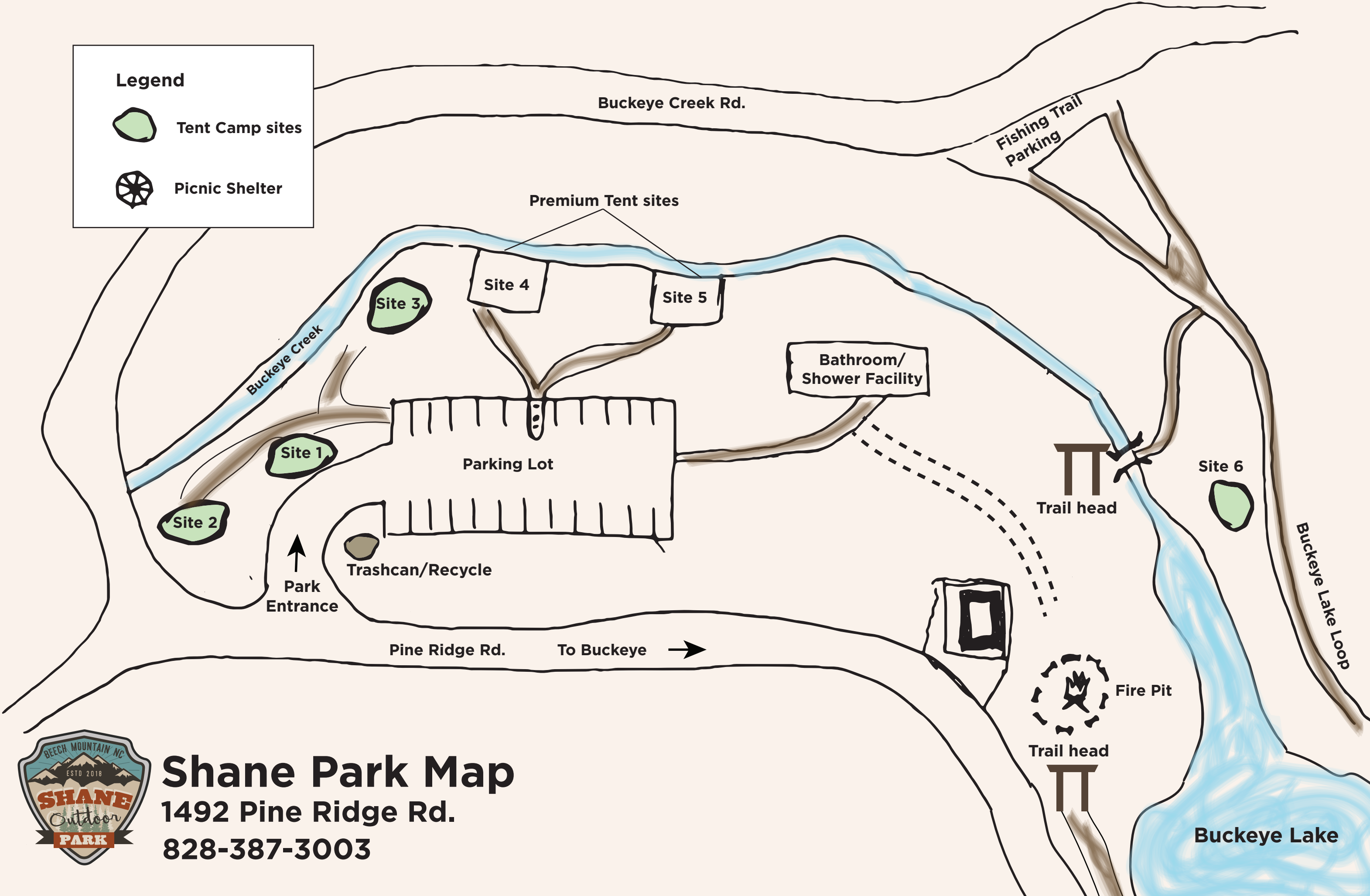
Delayed Harvest Trout Waters

- **October 1, 2020 to June 4, 2021**
 - No trout may be harvested or possessed
 - Only artificial lures having one single hook may be used
- No fishing allowed at all between 1/2 hour after sunset on **June 4, 2021** and 6:00 a.m. on **June 5, 2021**
- At 6:00 a.m. on **June 5, 2021** these waters open to fishing for youths under 18 years old under Hatchery Supported Trout Waters regulations
 - No bait restrictions
 - No minimum length limit
 - Seven (7) trout per day creel limit
- At 12:00 p.m. on **June 5, 2021** these waters open for all anglers under Hatchery Supported Trout Waters regulations



Legend

-  Tent Camp sites
-  Picnic Shelter



Shane Park Map
 1492 Pine Ridge Rd.
 828-387-3003